

Michele Faia Classes & Workshops

SYLLABUS

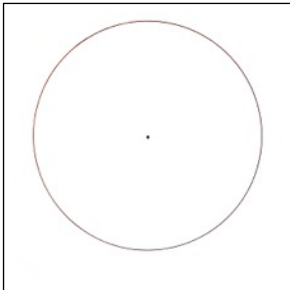
“MANDALAS WITH FLOWERS & SACRED GEOMETRY II ONLINE”

6 Thursdays, March 14, — April 18; 1:00-3:30 PM

We will explore painting the deeper ESSENCE of flowers which speak to us, and the different geometric patterns within them. We will learn about those flowers growing from a single point or “Oneness,” to those with “Twoness,” “Threeness,” “Fourness,” etc. We will create mandalas expressing how these energies of flowers and geometry live in us.

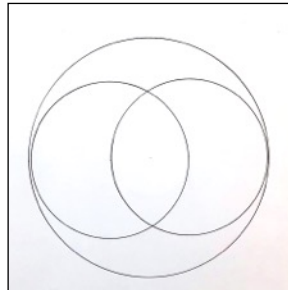
Have fun, play, keep it simple and ask for help!

email: mandalas@michelefaia.com www.michelefaia.com call/text: (831)713-9312




CLASS #1 ONENESS

Integrate a one-petaled flower with the geometry of oneness. Create a mandala showing how this energy expresses itself within you.




CLASS #2: TWONESS

Integrate a two-petaled flower with the geometry of twoness. Create a mandala showing how this energy expresses itself within you. The Yin/Yang symbol is also twoness.



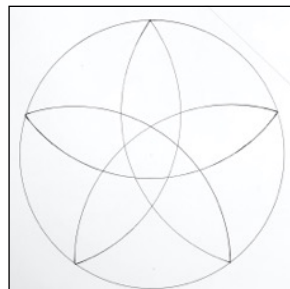
CLASS #3 THREENESS

Integrate a three-petaled flower with the geometry of threeness. Create a mandala showing how this energy expresses itself within you.




CLASS #4 FOURNESS

Integrate a four-petaled flower with the geometry of fourness. Create a mandala showing how this energy expresses itself within you.



CLASS #5 FIVENESS

Integrate a five-petaled flower with the geometry of fiveness. Create a mandala showing how this energy expresses itself within you.



CLASS #6 SIXNESS

Integrate a six-petaled flower with the geometry of sixness. Create a mandala showing how this energy expresses itself within you.

NOTE: On my website you can find some HANDOUTS which may be helpful. You can download “What is a Mandala,” “Suggested Material’s List,” and a copy of this Syllabus. See <https://www.michelefaia.com/classes/class-schedule/>. All of the above geometric symbols have a “How to Draw” in HANDOUTS.